


# M445-HJT-BD

## Bifacial HJT Solar Module (Half-cut)

### 445W



#### Higher Output Power

The output power reaches an impressive 640W. Bifaciality is up to 90%.

Delivers an additional 25% power generation capacity from the rear side.



#### Enhanced Safety Level

IP65 water resistance  
Long-term weather endurance



#### Less Power Loss

Innovative half-cut cell technology minimizes power dissipation. Effectively prevents PID & LID. Guarantees enhanced yield for PV systems



#### Ideal Choice For Solar Projects

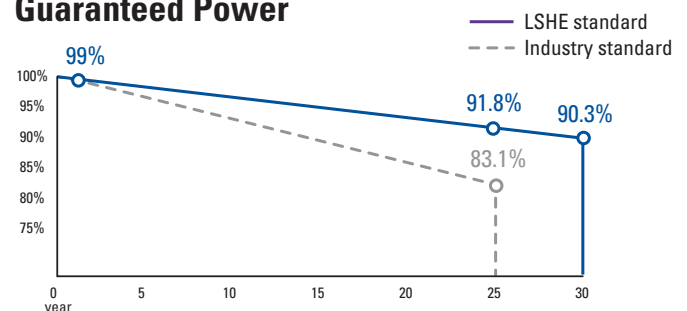
Lower BOS / Lower LCOE  
Improved ROI



#### Excellent Linear Power Warranty

Annual degradation remains below 0.3% on average from the second year through the thirty year. Maintains a power output at least 5% higher than P-type modules after 25 years.

#### Guaranteed Power



25 years Product Warranty | 30 years Linear Performance Warranty



### ELECTRICAL CHARACTERISTICS

Model/M640-HJT-BD	4450W
Testing Condition: STC Maximum Power (Pmax/W)	445
Operating Voltage (Vmpp/V)	34.19
Operating Current (Impp/A)	13.02
Open-Circuit Voltage (Voc/V)	40.70
Short-Circuit Current (Isc/A)	13.47
Module Efficiency (%)	22.80

STC: Irradiance 1000W/m<sup>2</sup>, Spectra at AM1.5, Cell Temperature 25°C  
Power Output Tolerance: 0~+5W, Test Uncertainty for Pmax: ±3%

### REAR SIDE POWER GAIN

Pmax Gain	5%	10%	15%	20%	25%
Pmax/W	467.25	489.5	511.7	534.0	556.2
Vmpp/V	34.19	34.19	34.19	34.19	34.19
Impp/A	13.67	14.32	14.97	15.62	16.27
Voc/V	40.70	40.70	40.70	40.70	40.70
Isc/A	14.14	14.81	15.49	16.16	16.83

### MECHANICAL CHARACTERISTICS

Solar Cell	HJT 182x91mm
No. of Cells	108 (2x54)
Module Dimensions	1722x1134x30mm(67.80x44.65x1.18 inches)
Weight	23kg
Front Glass	2.0mm AR Coating Semi-tempered Glass
Back Glass	1.6mm Heat Strengthened Glass
Frame	Anodized Aluminium Alloy (Black)
Junction Box	IP68, 3 Bypass Diodes
Output Cables	4mm <sup>2</sup> , 300mm(+)/300mm(-) or Customized Length
Connectors	MC4

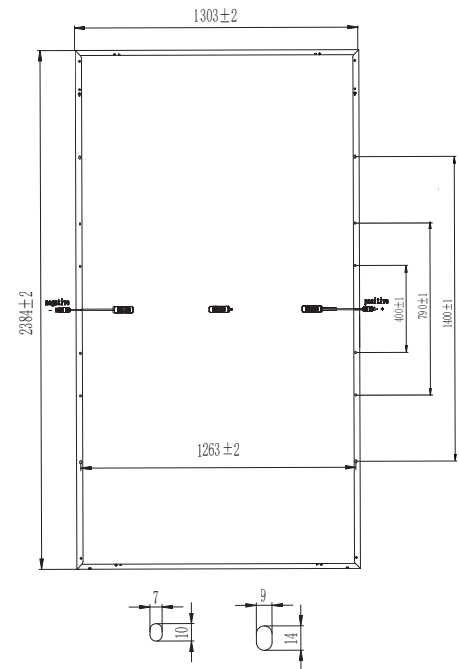
### APPLICATION CONDITION

Maximum System Voltage	DC1500V
Operating Temperature	-40°C~+85°C
Maximum Series Fuse	25A
Safety Protection Class	Class II
Mechanical Load	Front side 5400Pa, Back side 2400Pa
Refer. Bifaciality Factor	85%±5%

### TEMPERATURE CHARACTERISTICS

Temperature Coefficient of Pmax	-0.26%/°C
Temperature Coefficient of Voc	-0.22%/°C
Temperature Coefficient of Isc	+0.047%/°C
Nominal Module Operating Temperature (NOCT)	42±2°

### TECHNICAL DRAWING



### I-V CURVE

M445-HJT-BD

